

20 24

Sustainable Sponsorship

Online publication, Statistics Report




Contact: +34 922 53 33 83
secretariat@medcruise.com
www.medcruise.com

MedCruise Statistics Report

Online publication sponsorship

The most useful database and analysis of the trends that records in the second biggest region of the world, the Med and its adjoining seas during the past year

- Circulated to 1,300 unique emails
 - +300 cruise line executives
 - +350 international press journalists
 - +50 international associations leaders
- Shared on the MedCruise website and social media



READ MORE 

[Link to the digital edition of MedCruise Statistics Report 2022](#)



- **Includes:** Cruise activities in MedCruise Ports, data, figures, maps and tables
- Shows clearly the **situation of cruise activities in the Mediterranean** and its adjoining seas over the past year
- Reveals the **market trends**
- Enables our port members, associate members and cruise industry to better understand the **current challenges**
- Helps to adjust to dynamic market **structures and solutions**

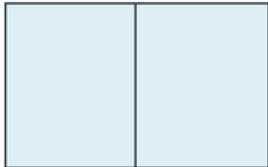
MedCruise Statistics Report

Online publication sponsorship

MedCruise member only

1. Spread/Double page AD

€3,100



Size

Width: 42cm
Height: 29,7cm

Resolution
300DPI

Colour profile

RGB

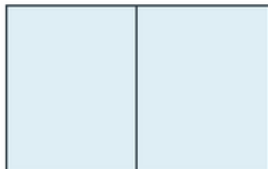
File type

PDF

Premium position:
after the index

2. Spread/Double page AD

€2,300



Size

Width: 42cm
Height: 29,7cm

Resolution
300DPI

Colour profile

RGB

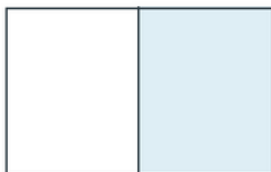
File type

PDF

Position:
Anywhere within the publication

3. Single page AD

€1,550



Size

Width: 21cm
Height: 29,7cm

Resolution
300DPI

Colour profile

RGB

File type

PDF

Position:
Anywhere within the publication

4. Half page AD

€950



Size

Width: 21cm
Height: 15cm

Resolution
300DPI

Colour profile

RGB

File type

PDF

Position:
Anywhere within the publication